



 **Langdon**
Empowering independence

Chanukah activities

**Wishing all members, families, staff and
friends a Chag Chanukah Sameach**

חג חנוכה שמח

Happy Chanukah!

Contents

Timetable of Chanukah events	4
Virtual latkah making with Denise Philips	6
Make your own Falafel	10
The story of Chanukah	16
Chanukah art collage project	17
Fun Facts About Israel	18
Israel word puzzle	20
Learn some Hebrew!	22
Blessings for Chanukah	25
Feedback	30

Timetable of Chanukah events

Monday 14 December

Latkah Making

and singalong Chanukah lighting for night five

For the list of things you'll need to bring, see pages 6 - 9

18:30 - 19:30 • Zoom ID: 253 255 4845

Tuesday 15 December

Langdon 19+ Chanukah Party!

and singalong Chanukah lighting for night six

Including: DJs, disco lights, dancing, food (pizzas and latkahs) and chill with friends

To book visit: langdonuk.org/Chanukah2020/party

15:00 - 22:00 • Maccabi House, Edgware

Wednesday 16 December

Surprise activity with Maccabi Israel

and singalong Chanukah lighting for night seven

18:30 - 19:30 • Zoom ID: 253 255 4845

Thursday 17 December

Chanukah Quiz and bingo

and singalong Chanukah lighting for night eight


If you haven't received a bingo card visit:
langdonuk.org/Chanukah2020/bingo

18:30 - 19:30 • Zoom ID: 253 255 4845

Virtual latkah making with Denise Philips

Please get the following things ready and join us on Zoom.

Ingredients



3 large potatoes
peeled and grated



1 small onion
peeled and grated



2 eggs



2 tablespoons of self-raising flour



1 teaspoon of baking powder



Salt and freshly-ground
black pepper



400ml of vegetable oil for frying

Equipment



1 chopping board



1 chef knife



1 vegetable peeler



1 tea towel



1 grater



1 saucepan with lid



2 spatulas



1 oven rack



1 wooden spoon



1 teaspoon



1 glass bowl to check eggs

Make your own Falafel

Falafel ingredients



400g of tinned chickpeas



2 dessert spoons of plain flour



2 spring onions, finely chopped



half a teaspoon of salt



1 teaspoon of ground cumin



freshly ground black pepper



1 lemon, zest only



4 teaspoons of olive oil

Make your own Falafel continued

Salad ingredients



3 tbsp olive oil



1 lemon, juice only



half of a cucumber, peeled and thinly sliced




2 tomatoes, roughly chopped



1 round lettuce, washed, leaves torn

To serve



4 pitta breads



plain yoghurt



chilli sauce



hummus

Make your own Falafel continued

Method

1. Put the chickpeas into a saucepan and mash with a potato masher until you can get this as smooth as you can. (If you are using a non-stick pan, use a plastic masher to avoid spoiling the pan.)
2. Add the spring onions, cumin, lemon zest, flour and salt. Season with lots of black pepper and mix well with a wooden spoon.
3. Using your hands, out of the mixture make six even-sized balls and flatten a little.
4. Put frying pan onto the cooker hob on a low heat. Add 2 teaspoons of the oil. Add the falafel balls and cook for 4 minutes. Flip onto the other side and add another 2 teaspoons of oil to the pan. Cook for a further 3–4 minutes, or until golden brown and crisp on both sides.
5. Whilst this is cooking, put the cucumber, tomato and lettuce into a large bowl. Squeeze the juice of half the lemon into a small bowl, add a pinch of salt and pepper and using a fork whisk together with the olive oil to make a dressing. Pour over the salad and mix well.
6. Lightly toast the pitta breads and then carefully slice open along one side using a sharp knife.
7. When you are ready to serve the food, put a little salad in each pitta, add some of the falafels and add a squeeze of juice from the other lemon half. Add a spoonful of yoghurt, chilli sauce or hummus (or a bit of all three!).
8. Serve with the salad left over next to the stuffed pitta on a plate.

The story of Chanukah

During the time of the second temple, the land of Israel came into the hands of King Antiochus. Antiochus came under pressure from the Romans, who demanded lots of money in taxes, which he then made the Jews unfairly pay. More attacks followed and laws forbidding Jewish practice and study of the Torah were brought in.

The Syrian-Greek Army continued to force idol-worship and killed anyone who didn't listen to their commands.

However, when they went to Modiin and tried to force Matisyahu to worship at the altar, he refused and fought back, beginning the resistance of the Maccabees.

The Maccabees returned to Jerusalem after defeating the armies who tried to attack them in the hills of Judea.

When they returned to the temple, they removed the idols and built a new menorah to honour Hashem. They went to look for some olive oil to light it, but found only enough to last for one day.

Then, a miracle happened. The olive oil burned for 8 days!

Chanukah art collage project

Please find in your Chanukah packs art colouring-in templates.

Once you have coloured your chanukiah, please take a picture and send your Chanukah art to:
samueldennison@langdonuk.org

Alternatively, you can make your own Chanukah-related art.

Once we have all the photos that you have sent in, we will be putting everything together to make our Langdon Chanukah 2020 Art Collage.

Fun Facts About Israel

- 8.4 million people live in Israel.
- The President of Israel is Reuven Rivlin.
- Prime Minister of Israel is Benjamin Netanyahu.
- The currency is the Israeli Shekel.
- The country has 8,019 square miles of land.
- At 2,236 m Mount Hermon is the tallest mountain in Israel.
- Mount Bental in the Golan Heights is a dormant volcano.
- The official languages are Hebrew and Arabic.

Israel is the only Jewish state on Earth and home to more Jews than anywhere else in the world. This ancient country in the Middle East is bordered by the Dead Sea, Lebanon, Palestine, Jordan, Syria and Egypt. The northern portion of Israel is snowy and mountainous, while the south is a desert. Most people live in the coastal region. The city of Jericho in Israel is one of the oldest cities on Earth, first occupied more than 11,000 years ago.

Israel is perhaps the most religiously complicated country on Earth. Israel became a Jewish state in 1946. After the Nazi invasion of Europe, many Jews had no home. They settled in Israel as their homeland. The German government gives Israel \$500 million every year to compensate for the losses of World War II.

Israel Q&A

Question: What is life like in Israel?

Answer: Everyday life is very similar to life in Western Europe, Canada or America. Israel is a modern country with modern homes and lifestyles.

Israel has earned the nickname “Startup Nation” with many start-up businesses forming in Tel Aviv including Mobile Eye who are working on self-driving cars!

At the age of 18 boys and girls join the Israeli army, known as the IDF, Israel Defense Forces.

Israel word puzzle

Now that you've read the information about Israel, use it to find the missing words. Write them in the empty spaces and then find these words hidden in the puzzle!

Please send a photo of your completed puzzle to Daniel to receive a certificate: danielsinclair@langdonuk.org

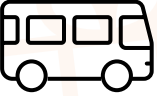




Words might be hidden horizontally, vertically, diagonally and perhaps even back to front!

- The city of _____ in Israel is one of the oldest cities on _____, first occupied more than 11,000 years ago.
- Israel is perhaps the most _____ complicated country on Earth.
- Most people are _____ (Clue - ends in 'ish').
- The northern portion of Israel is _____ and mountainous, while the _____ is a _____.
- The official languages are Hebrew and _____.
- Israel is a _____ country with modern homes and lifestyles.



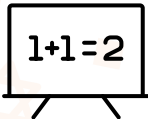

R	E	L	I	G	I	O	U	S	L	Y
G	Q	X	S	C	H	T	U	O	S	T
K	A	K	N	F	H	D	A	A	W	J
O	S	D	O	K	N	T	A	X	V	A
K	H	P	W	D	K	R	R	K	N	G
S	S	C	Y	P	N	N	E	A	E	H
J	E	W	I	S	H	Z	C	D	E	Z
P	H	W	G	R	R	Y	V	G	O	J
A	H	O	K	D	E	S	E	R	T	M
G	G	F	K	X	T	J	R	Y	H	G
K	D	B	Q	V	A	R	A	B	I	C

Learn some Hebrew!

English	Transliteration	Hebrew	
Hello	sha-lom	שלום	
Thank you	to-da	תודה	
Brother	akh	אח	
Sister	a-khot	אחות	
Mum	i-ma	אימא	
Dad	a-ba	אבא	

English	Transliteration	Hebrew	
Bus	o-to-bus	אוטובוס	
Bicycle	o-fa-na-yim	אופניים	
Food	o-khel	אוכל	
Breakfast	a-ru-khat bo-ker	ארוחת בוקר	
Lunch	a-ru-khat tso-ho-ra-yim	ארוחת צהריים	
Dinner	a-ru-khat e-rev	ארוחת ערב	

Learn some hebrew continued

English	Transliteration	Hebrew	
Morning	bo-ker	בוקר	
Evening	e-rev	ערב	
Synagogue	beit kne-set	בית כנסת	
School	beit se-fer	בית ספר	
University	u-ni-ver-si-ta	אוניברסיטה	

Blessings for Chanukah

To commemorate the miracle of Chanukah we light our own personal menorahs every night of Chanukah with our family, friends and wider community. While we light the menorah, we say the following blessings.

First blessing

Ba-ruch A-tah Ado-nai
E-lo-he-nu Me-lech ha-
olam a-she- ki-de-sha-nu
be-mitz-vo-tav ve-tzi-va-nu
le-had-lik ner Cha-nu-kah.

בָּרוּךְ אַתָּה אֲדֹנָי אֱלֹהֵינוּ
מֶלֶךְ הָעוֹלָם אֲשֶׁר קִדְּשָׁנוּ
בְּמִצְוֹתָיו וְצִוָּנוּ לְהַדְלִיק נֵר
חֲנֻכָּה

Blessed are You, Lord our Gd, King of the universe, who has sanctified us with His commandments, and commanded us to kindle the Chanukah light.

Second blessing

Ba-ruch A-tah Ado-nai
E-lo-he-nu Me-lech Ha-
olam she-a-sa ni-sim
la-avo-te-nu ba-ya-mim
ha-hem bi-zman ha-zeh.

בָּרוּךְ אַתָּה אֲדֹנָי אֱלֹהֵינוּ
מֶלֶךְ הָעוֹלָם שֶׁעָשָׂה נִסִּים
לְאֲבוֹתֵינוּ בַּיָּמִים הָהֵם
בְּזֶמַן הַזֶּה

Blessed are You, Lord our Gd, King of the universe, who performed miracles for our forefathers in those days, at this time.

Third blessing

This is recited only on the first night (or the first time lighting this Chanukah)

Ba-ruch A-tah Ado-nai
E-lo-he-nu Me-lech
Ha-olam she-heche-ya-nu
ve-ki-yi-ma-nu ve-higi-a-nu
liz-man ha-zeh

בְּרוּךְ אַתָּה אֲדֹנָי אֱלֹהֵינוּ
מֶלֶךְ הָעוֹלָם שֶׁהֵחִינּוּ
וְקִיַּמְנוּ וְהִגִּיעַנוּ לְזִמְנָן הַזֶּה

Blessed are You, Lord our Gd, King of the universe, who has granted us life, sustained us, and enabled us to reach this occasion.

Haneirot Halalu

Hanerot halalu, anu madlikin
Al hanisim ve'al hanifla'ot
Ve'al hateshu'ot, ve'al hamilchamot
She'asita la'avoteinu
Bayamim haheim bazman hazeh
Al yedei kohanecha hak'doshim.

V'chol sh'monat yemei Chanukah (x2)
Hanerot halalu, hanerot halalu kodesh heim.
Ve'ein lanu reshut lehishtameish bahem
Ela lir'otam bilvad
Kedei lohodot ulehalleil leshimcha hagadol
Al nissehcha ve'al yeshuatehcha
Ve'al nifle'otehcha

These Chanukah lights we kindle
In honor of the miracles, the wonders
And salvation wrought and wars
You fought, for our fathers,
In days of yore and in present time (x2)
By the hands of Your holy priests.

And throughout Chanukah's eight days
These lights, these lights shall be sacred:
No right to make use of them have we
Only to look at them and see,
That Your great Name we may thank and praise
For the miracles and salvation You brought
And for Your wondrous deeds.

Maoz Tzur

Ma-oz Tzur Y'shu-a-ti מְעוֹז צוּר יְשׁוּעָתִי לְךָ נָא
Le-cha Na-eh L'sha-bei-ach לְשִׁבְחֶךָ

Ti-kon Beit T'fi-la-ti V'sham תִּכּוֹן בֵּית תְּפִלָּתִי וְשָׁם
To-da N'za-bei-ach תּוֹדָה נִזְבַּח

L'eit Ta-chin Mat-bei-ach לַעֲת תִּכּוֹן מַטְבַּח מִצָּר
Mi-tzar Ha-m-na-bei-ach הַמְּנַבֵּחַ

Az Eg-mor B'shir Miz-mor אַז אֲגַמֵּר בְּשִׁיר מִזְמוֹר
Cha-nu-kat Ha-miz-bei-ach חֲנֻכַּת הַמִּזְבֵּחַ

O mighty stronghold of my salvation, to praise You is a delight.

Restore my House of Prayer and there we will bring a thanksgiving offering.

When You will have prepared the slaughter for the blaspheming foe, Then I shall complete with a song of hymn the dedication of the Altar.

Feedback

We really hope you've enjoyed your activity pack!

We'd love to hear any feedback about the activity packs - what you enjoyed the most (photos are always welcome!) or what could be improved for next time.

All comments, enquiries and photos should be emailed to our youth manager at: danielsinclair@langdonuk.org

Thank you,

Langdon



www.langdonuk.org • 020 8951 3942
Unit 506 Centennial Park, Elstree, Borehamwood WD6 3FG
Registered Charity no. 1142742